

THE PRIORY ACADEMY

LSST

Sixth Form Induction Day

Drama and Theatre Studies

Taster Session



Starter activities

- Interpreting script to communicate character + planning the stage.
1. Look at the scene presented to you.
- Note the different interpretations.
 - Read through the short scene after come up with a suitable interpretation.



Discussion/ Analysis



THE PRIORY ACADEMY
LSST

Performing back and sharing

- Performance choices and skills to communicate character.
- Analysing and Evaluating the work.




THE PRIORY ACADEMY
LSST

Ground plans and DESIGN


- 2. On a piece of paper, do a quick drawing of a room in your house that you are familiar with.
- Now, take a look at a typical Theatre Ground plan
- This is a plan of the stage, [drawn from a bird's eye view]
- You may be asked to draw one/ two in the examination.

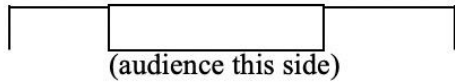



Symbols are used in set design. Below are several of the most common.

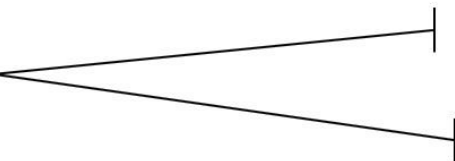
Plain flat – 




Cut flat – 

Door flat – 

Fireplace – 



Window flat – 


Book flat – 

Tables –  or  or 

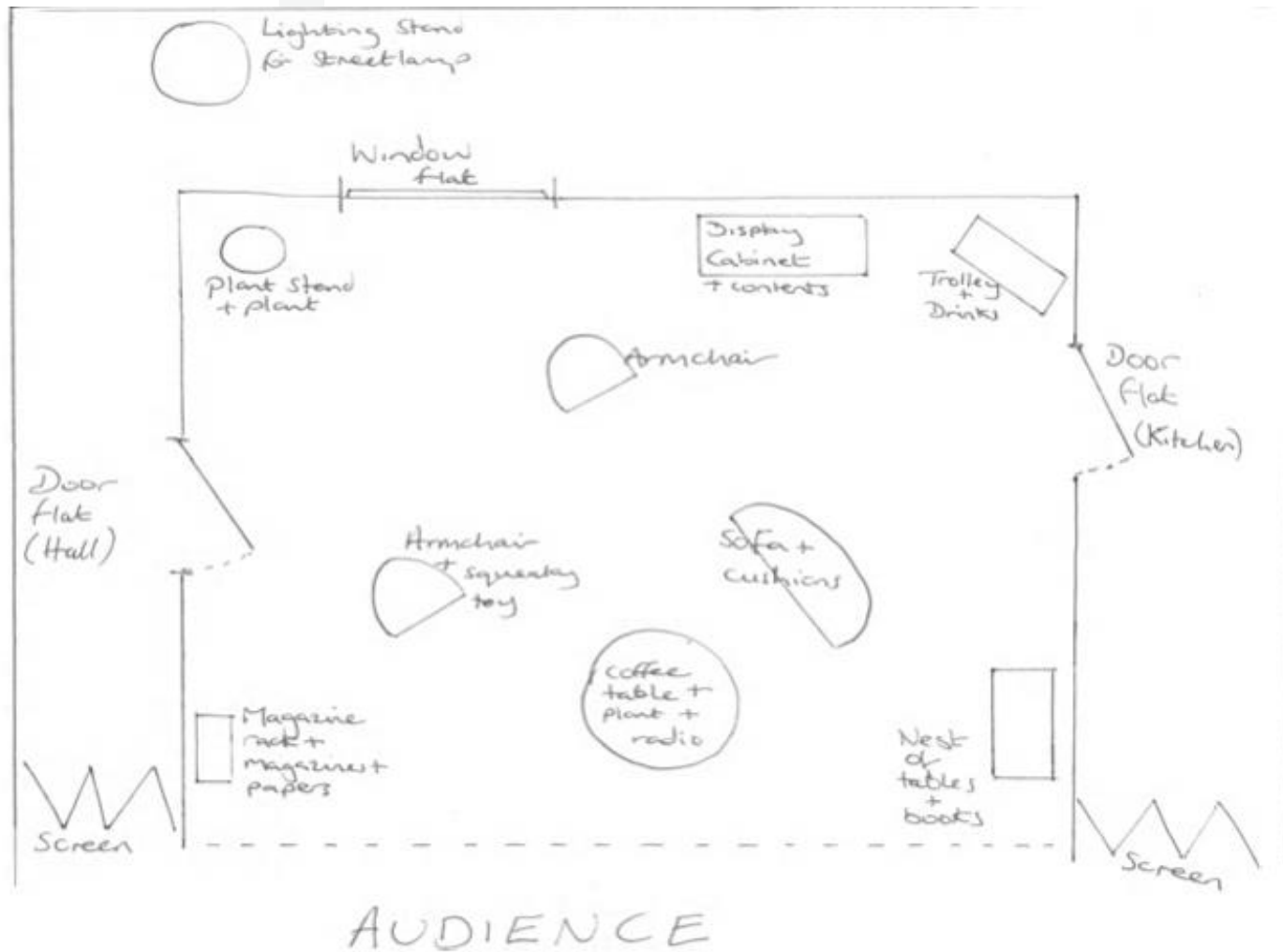
Chair –  Curtain – 

Armchair –  or 

Sofa –  or 

Lamp – 

Groundplan of a box set 'The Burglary'.



Redraw the room you chose, now designed to be on the stage.

In other words, draw a **STAGE GROUND PLAN** of your room!

The bigger picture! – The Course

Component	Component Element	AOs	Section Marks	Element Total Mark	Component Maximum Mark	Total Percentage of Qualification	
1	Theatre Workshop	Creative log and performance/design	AO1	30	30	60	20%
		Performance or design	AO2	30	30		
2	Text in Action	Piece one	AO1	10	40	120	40%
			AO2	30			
		Piece two	AO1	10	40		
			AO2	30			
		Process and evaluation report	AO1	10	40		
			AO4	30			
3	Text in Performance	Section A: Pre-1956	AO3	40	40	120	40%
			AO4	20			
		Section B: Post-1956	AO3	20	40		
			AO4	20			
		Section C	AO3	30	40		
			AO4	10			
				300	300	100%	

The Three Components

Component 1: Theatre Workshop

- You participate in the creation, development and **performance** of a piece of theatre based on a **reinterpretation** of an extract from a text chosen from a list.
- The piece must be developed using the techniques and working methods of either an influential theatre practitioner or a recognised theatre company.
- Then produce: a creative log.

Component 2: Text in Action

- Creation, development and performance of **two** pieces of theatre from a **stimulus**.
- Visiting Examiner (March- May) + Written Evaluation

Component 3: Text in Performance

The written exam. Section A and B, open book. Two questions based on two different texts, one pre 1956, one post 1956.

Section C Closed book. A question based on a specific extract from The Book of Dust. (Extract given in March, year 2)

Top tips for studying Drama and Theatre at A Level.

- Buy the texts (in September) and read them.
- Read *other* plays before, and during the course.
- Go and **watch** as much **Live** theatre as possible.
- Watch shows on the dramaonlinelibrary.com webpage. There are lots of National Theatre shows available to watch for free.
- Read reviews of the shows in newspapers/ online, such as The Guardian or The British Theatre Guide.
- Keep organised – you will have a lot of information and sheets; keep your notes on each text
- Hand your homework in on time
- Make sure you reflect on ideas and things seen or tried out – use them in discussion.



What do I need to do to prepare before September?

- Over the summer make sure you complete the transition work which can be found on the website.
- Includes researching a practitioner (in the pack) and
- This can be submitted by email by September
- Look at the specification from the examination board on this page: [A LEVEL DRAMA - SPECIFICATION \(educas.co.uk\)](https://www.educas.co.uk/A-LEVEL-DRAMA-SPECIFICATION)



The Priory Academy LSST



Drama and Theatre Studies
A Level

GCSE to A Level transition



Y11 into Y12 A Level Drama and Theatre Studies students:

Welcome to A level Drama and Theatre Studies

We follow the Eduqas specification and examination at The Priory Academy LSST.

Here is a link to the specification:

<https://www.educas.co.uk/html5/educas/educas-a-level-drama-spec-from-2016-e-24-08-2021.pdf>

This work will support your transition from Drama GCSE to A Level.

Task 1 Over the Summer watch a Live Theatre production from the website below and do the following tasks.

Log onto drama live: <https://www.dramainthelibrary.com>

click on the 'log in' button top left. Username: NCCSU Password: YGURJ

Then scroll down to VIDEOS

Watch at least ONE of these productions:

- Yerma
- Frankenstein (either version)
- Jane Eyre
- Medea
- A Small Island
- Top Girls

And watch this production:

The Book of Dust (This is the SET TEXT Section C of Component 3).

Make a set of notes on each of the shows that:

- Identifies key elements such as acting, design, and direction.
- Includes a careful and appropriate (or neat) drawing of the set design (include the Stage style).
- Reflects on what worked well and what could be improved



You will show these notes as part of your preparations. They should be thorough and neat.

Task 2

Choose at least ONE practitioner from the Practitioner Pack A level.pdf document (see folder as this work).

1. **Research and make a set of presentable notes on the practitioner's techniques and artistic practices:**
 - a. Look for, and make notes any examples of their historical, social and cultural context.
 - b. Their theoretical PURPOSE, and artistic intentions.
 - c. In addition, note any 'innovative nature of their approach' and their working methods.
 - d. Finally, note their theatrical style and use of conventions, and any collaboration with, or influence on other practitioners.

Guidance

When using the internet, you will likely find information on Wikipedia, but always double check what you read there. Try to find theatres connected with the practitioners and look on their website for information. You should also look up theatre reviews of the practitioner's shows, as they will provide information on their techniques, as well opinions on the work.

Don't spend too long on the facts like their name, age, upbringing. The information required is on the techniques and intentions that you will end up trying to use within your work.

**This research will be helpful to you in order to complete the eventual 'Creative Log' and Evaluation you will do in Year 12.*

Task 3

Write a short paragraph about your own experiences of Drama, from GCSE work to experience in performances in/out of school.

Be prepared to hand in your work before September.

If you have any questions or issues, please email : screen@prioryacademies.co.uk